

RUFUS TRIGGER™

THE VAN-CORE CONSPIRACY



NATSUME®

Serious Fun®

WARNING: READ BEFORE USING YOUR PLAYSTATION®2 COMPUTER ENTERTAINMENT SYSTEM.

A very small percentage of individuals may experience epileptic seizures when exposed to certain light patterns or flashing lights. Exposure to certain patterns or backgrounds on a television screen or while playing video games, including games played on the PlayStation®2 console, may induce an epileptic seizure in these individuals. Certain conditions may induce previously undetected epileptic symptoms even in persons who have no history of prior seizures or epilepsy. If you, or anyone in your family, has an epileptic condition, consult your physician prior to playing. If you experience any of the following symptoms while playing a video game - dizziness, altered vision, eye or muscle twitches, loss of awareness, disorientation, any involuntary movement, or convulsions - IMMEDIATELY discontinue use and consult your physician before resuming play.

WARNING TO OWNERS OF PROJECTION TELEVISIONS:

Do not connect your PlayStation®2 console to a projection TV without first consulting the user manual for your projection TV, unless it is of the LCD type. Otherwise, it may permanently damage your TV screen.

USE OF UNAUTHORIZED PRODUCT:

The use of software or peripherals not authorized by Sony Computer Entertainment America may damage your console and/or invalidate your warranty. Only official or licensed peripherals should be used in the controller ports or memory card slots.

HANDLING YOUR PlayStation®2 FORMAT DISC:


- This disc is intended for use only with PlayStation®2 consoles with the NTSC U/C designation.
- Do not bend it, crush it or submerge it in liquids.
- Do not leave it in direct sunlight or near a radiator or other source of heat.
- Be sure to take an occasional rest break during extended play.
- Keep this compact disc clean. Always hold the disc by the edges and keep it in its protective case when not in use. Clean the disc with a lint-free, soft, dry cloth, wiping in straight lines from center to outer edge. Never use solvents or abrasive cleaners.

CONTENTS

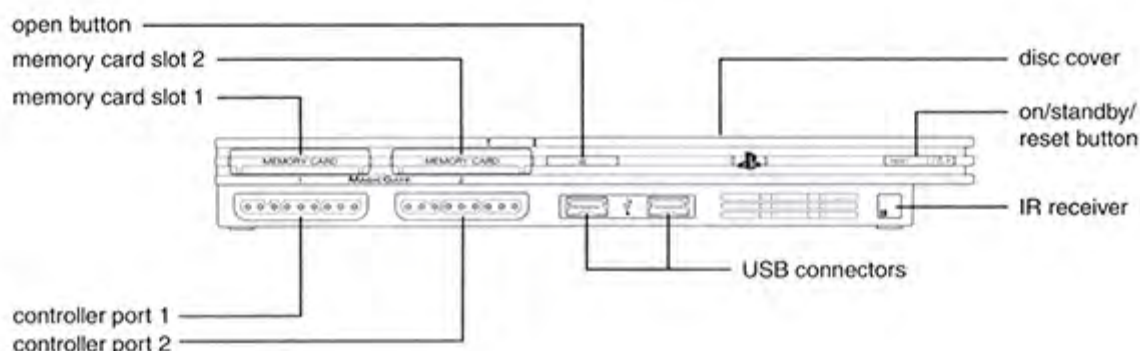
SYSTEM SETUP	3
GAME CONTROLS	4
THE STORY	5
THE CHARACTERS	7
BASIC GAMEPLAY	10
WEAPONS AND ARMOR	13
WEREWOLF POWERS	15
PIGLOTS	16
PIGLOTS PLAYGROUND	17
HELPFUL HINTS	19

**RUFF
TRIGGER™**

THE VANOCORE CONSPIRACY



SYSTEM SETUP



Set up your PlayStation®2 computer entertainment system according to the instructions in its Instruction Manual. Make sure the MAIN POWER switch (located on the back of the console) is turned on. Press the RESET button. When the power indicator lights up, press the open button and the disc tray will open. Place the **RUFF TRIGGER™: THE VANICORE CONSPIRACY** disc on the disc tray with the label side facing up. Press the open button again and the disc tray will close. Attach game controllers and other peripherals, as appropriate. Follow on-screen instructions and refer to this manual for information on using the software.

GAME CONTROLS

DUALSHOCK[®]2 ANALOG CONTROLLER CONFIGURATIONS



Δ Button	Switches view perspective (first/third person)
○ Button	Picks up Piglots Opens Weapon Store
× Button	Jump (press twice to do a double jump)
□ Button	Attacks / Shoots / Uses Werewolf Powers
L1 Button	Activates Strafe mode Dives deeper underwater
L2 Button	Switch between normal Ruff and Werewolf
R1 Button	Aims Charges Werewolf Powers Rises toward surface while underwater
R3 Button	Resets camera perspective Zooms in while using the Giga Cannon or E.R.A.S.E.R.
Directional Button	Cycles through weapons or Werewolf Powers
Left Analog Stick	Walks / Runs / Swims Move camera in first person perspective
Right Analog Stick	Moves camera
START Button	Pauses game and accesses in-game menu Skips over a cinematic sequence as it plays
SELECT Button	Displays status

CRASH LANDING!

You don't have to turn many screws to make a weather droid confess that most magnetic storm tracking computers have a 0.2% failure rate. Too bad the Vanocore Corporation's




research fleet didn't do the math before they made emergency landings on a forbidding orb called Endust. A crash involving colony transports would be breaking news, but these lab vessels carried puny Piglots--synthesized pets that come in assorted shapes for playing games, doing chores and guarding homes. It's hardly newsworthy, but Vanocore wants this mess to go away. Fast.




If Planet Endust was a peaceful place the Vanocore Corporation could have hired a pack of border collies to round up the wandering Piglots, but this secret assignment isn't going to the dogs. It's the task of a top dog bounty hunter named Ruff Trigger. Ruff isn't the sort of mutt for mundane missions.

Strewn about the smashed crates and broken space parts are strange potions called the Vanocore Power Drink. These glowing green potions were used to feed Piglots, but rumor has it that the corporation is paying big bucks to keep this potent concoction from falling in the wrong paws... or vicious claws.

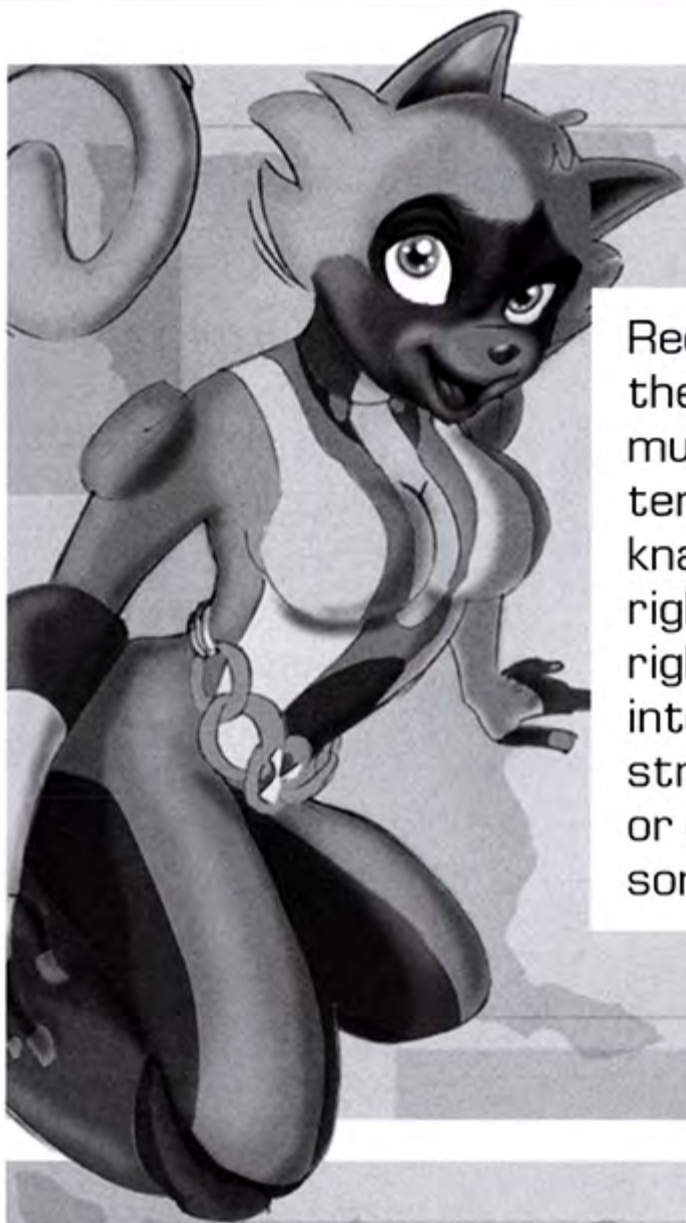


THE CAST

RUFF TRIGGER



Formerly a stray dog with big dreams, street-smart Ruff Trigger knows that he's only as good as his latest mission. That's why he's still the best bounty hunter at the Boss PI Agency. This clever canine has a love for fast bikes, powerful weapons and his foxy co-worker, Cecily. Perhaps he'll tell her when the Boss gives him a day off.




CECILY

Recognized as one of the best pilots in multiple solar systems, Cecily has a knack for being in the right place at the right time. Is her interest in Ruff strictly professional or could there be something more?

PIGLOTS

Developed by Vanocore as household pets, Piglots come in an affordable assortment of shapes and sizes, but all depend on the Vanocore Power Drink for sustenance.





KERUBINO

Old Kerubino might be retired, but he still takes time to help out the Boss and the agency. He also has a personal interest in the business--his daughter is Cecily! That might explain why he keeps an eye on Ruff.

THE BOSS

He might growl and sound gruff, but the Boss found Ruff as a stray pup and raised him. He knows exactly what the Agency's best bounty hunter can accomplish!

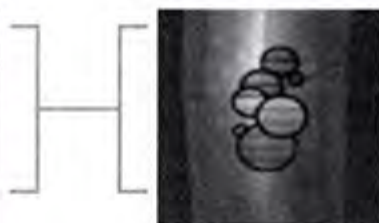



- That's no Christmas decoration, Ruff, the Figlow.

BOUNTY BASICS

Being a space bounty hunter is serious business—even if you're assigned to pick up pets. There might be a bigger mystery lurking beyond this routine rescue mission, so take a few moments to learn the basics.

WHAT'S ON THE SCREEN?



If you're underwater, these bubbles indicate your air supply.

- | | |
|---|--|
| 1 Werewolf Powers Meter | 7 Selected Power or Weapon Icon |
| 2 Health Meter | 8 Ammo for Selected Weapon |
| 3 Armor Status | 9 Total Tykels Earned |
| 4 Remaining Lives | 10 Rescued Piglots in the level |
| 5 Weapons / Powers Inventory | 11 Tokens Earned and Rank |
| 6 Current Weapon or Power Selected | |

FRINGE BENEFITS

Working for the Boss requires long hours at a modest pay, so the agency allows hunters to keep anything that they pick up along the way. The list below shows what's in your bounty hunter benefits package.



Tykels

Tykels are an electronic chip currency that's readily recognized at automated K-Stores throughout the universe. You'll find Tykels inside crates and behind broken decorations.



Tokens

The quickest way to earning a promotion in this biz is by collecting tokens. Grabbing these spinning disks will earn you a higher rank so you can buy better armor and weapons.



Ammo

Break open ammo crates and replenish your firepower! As you advance you'll find an assortment of different ammunition in identical crates, so try to keep all your weapons fully loaded.



Health

You won't find these glowing orange health orbs in too many places, so don't take them unless you really need to replenish your energy. Try to save these items until you need them!



Power Potions

A secret Vanocore beverage used as Piglot food, Power Potions also replenish Ruff's Werewolf Power Meter. Drink these before a fight and keep your werewolf powers at full strength..



Extra Lives

Snoop around and explore a bit and you'll come across hidden caches with twirling Extra Life icons. You'll need a few extra lives to overcome some of the toughest planets in the galaxy.

K-STORES!

Are your hard-earned Tykels burning a hole in the pocket of your spacesuit? You can splurge whenever you find a K-Store. Your purchase power depends on the tokens that you collect to raise your rank.

Rank Buys More

All the Tykels in the galaxy won't let you buy every weapon unless you have the appropriate rank to buy the best arsenal. You earn your promotions and extra shopping muscle by collecting Tokens. After you buy a new weapon, the item stays in your inventory, but if you buy armor, you'll need to recharge it later.



DID YOU FIND IT ALL?

At the end of every stage you'll see a mission results screen. This display is an excellent way to check to see if you found all the Piglots and destroyed every item in a stage.



WEAPONS AND ARMOR

Accomplished bounty hunters tote an amazing arsenal. Here's an assortment of the stuff you can earn as you move up the ranks.

BOUNTY BLASTERS

Shooting straight and hitting every target is important, but choosing the right weapon is critical. Check out the agency's armaments on these two pages and you'll know how to finish the job.



Transfixer

It doesn't have much punch, but the beginning-level Transfixer fires fast and on target.



E.R.A.S.E.R.

Great for massed minions, this explosive launcher hits everything inside the blast radius.



Megagun

Developed for multiple targets, the pump-action Megagun blasts foes inside a 90-degree arc.



Devastator

The Devastator fires fast with a wide blast radius, but it doesn't have much penetration.



Giga Cannon

This portable powerhouse packs a slow-moving missile carrying a debilitating warhead.



Light Wave Gun

Lightweight and amazingly fast, the Light Wave shoots narrow beams at a dizzying rate.



P-6000

A favorite among snipers, rogues and rebels, this rifle hits hard at long distances



PML 2K

Lays down a cluster of explosive mines capable of tripping up the most aggressive bad guys.



B.G. Launcher

Launches a green bouncing projectile that explodes against unsuspecting enemies.



Mega Mulin-X

Equipped with an innovative spinning blade, the Mega Mulin-X whips foes down to size.

ARMOR

The types of armor that you can buy depend on your rank, but you'll find the best stuff at the highest levels. These power-up protective pieces have tailored sizing adjustments that fit you in both normal and werewolf form.



WEREWOLF POWERS

Vanocore Power Drinks might seem like ordinary Piglot food, but these powerful potions transform Ruff into a fast and powerful werewolf!

FRENZY FORMULA

You'll pack an amazing wallop while in werewolf form! Besides outgrowing an ordinary spacesuit, Ruff will jump higher and bash enemies with incredible combat combos!



GENETIC POWERS

Whenever you defeat Armageddon on a planet you can drink a potion and earn a special werewolf Genetic Power. Each new power unleashes amazing new potential!



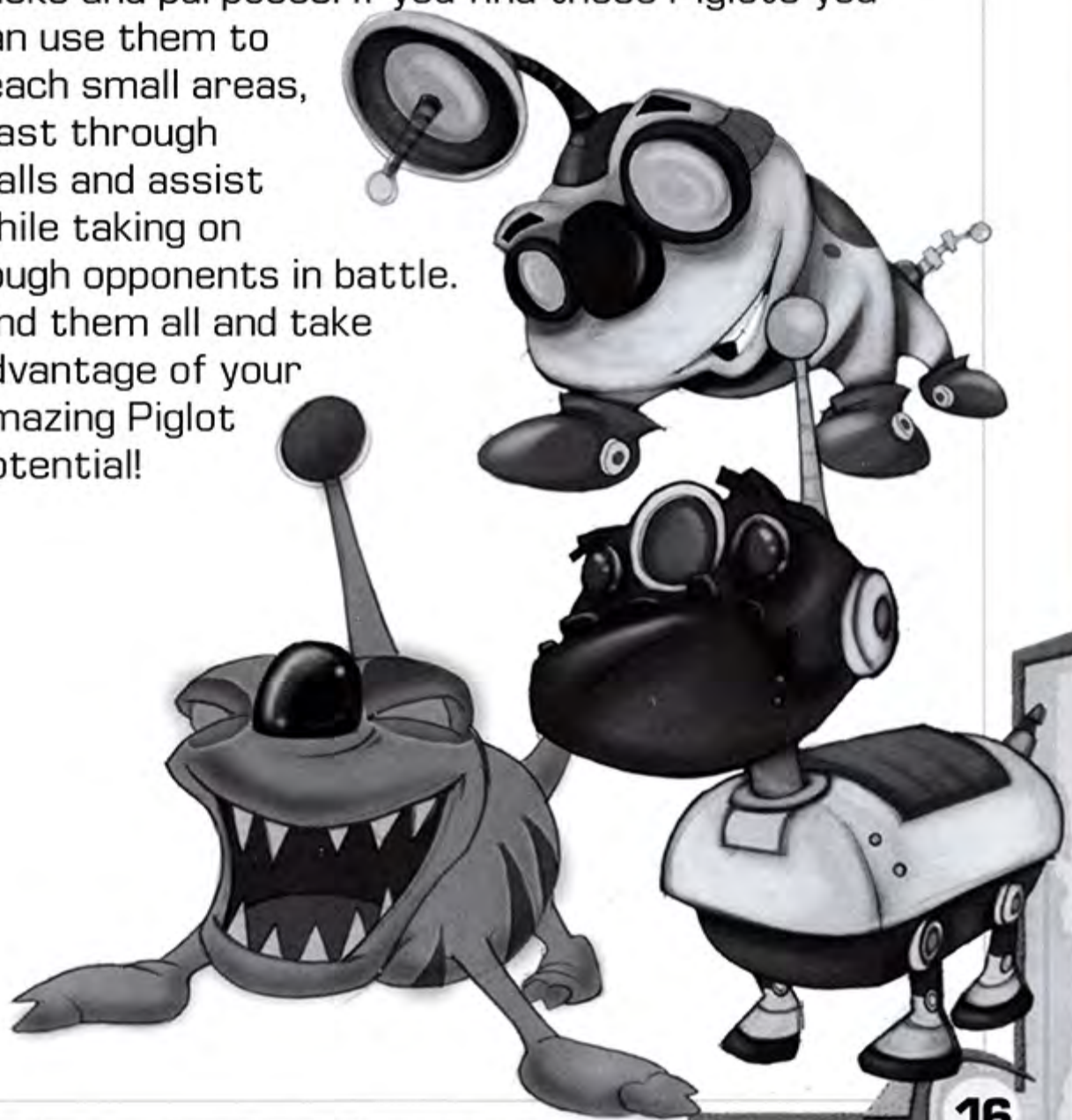
Some Genetic Powers are formidable weapons against multiple foes, but it's important to keep an eye on your Werewolf Power meter during a battle. Vanocore Power Drinks will replenish your energy.

PiGLOTS

While some Piglots seem cute and helpless, there are certain rare breeds that can help you complete your assignment. Keep this in mind when you're carrying these cute critters back to the teleporter.

PiGLOTS WITH PURPOSE

Vanocore created special Piglot breeds for special tasks and purposes. If you find these Piglots you can use them to reach small areas, blast through walls and assist while taking on tough opponents in battle. Find them all and take advantage of your amazing Piglot potential!



PiGLOT PLAYGROUNDS

Even the best bounty hunters deserve a day off once in awhile! Take a break and enjoy these entertaining, arcade-style Piglot mini-games.



Piglots Rescue

A herd of Piglots are lost in a maze and you need to gather them up in a single-file line. Organize the group in a row but don't let the Piglots bump into each other at the intersections!



Invisible Rush

It's a stampede! Something stirred up trouble in the Vanocore laboratory and now it's up to you to teleport the Invisi-Piglots without picking up more than three of the other green critters.



Fake Bomb Battle

Alien invaders are attacking the Piglot refuge! Load Fake Bomb Piglots into the ground cannon and take on the advancing enemies. The invaders march faster as they approach your base.



Squash 'em all

You need to use your brains to take down your green foes in this challenging game. Use the antenna power on your Smart Piglot to push blocks up against enemies before they nab you!



Elektro Challenge

It's an electrifying chase as you help a little Charging Piglot run circular circuits around lizard pursuers and disconnected generators. Light everything up to move on to the next stage!



The Big Fat Feed

You'll need a huge appetite to elude your pursuers here! Guide the hungry Fat Piglot through the maze to eat all the cakes, but remember that this pudgy Piglot waddles slower with each bite!



Balloon Hunt

This mini-game plays like a party! Use the T-Grot's sharp teeth to pop the drifting balloons before time runs out. The balloon count will rise as you pop your way into higher levels!



Piglow Escape

Piglow glowing powers made him the brightest of all Piglots, but can you shed some light on where he can find the teleporter in this dark maze? The clock is running, so don't make mistakes!



HELPFUL HINTS

This job isn't just about shooting and scooting --you need the smarts of a seasoned bounty hunter. Play it smart and keep The Boss happy by using these tips.

Break Stuff

If it breaks, you can bet your furry tail that there are some valuable Tykels inside. That's why you should take time to punch the lights, rocks, vases and decorations in every stage.

Use Combos in Combat

The boss taught you important melee moves in the first stage. Put your on-the-job training to work by stringing them together in combo moves. It's more devastating than small swipes.

Save Up for the Big Guns

Break open all the crates and save up your Tykels because buying a bigger blaster can make taking out challenging opponents much easier. Just remember to stay stocked up on ammo, too.

Listen for the Little Yelps

What do you think those furry ears on your noggin are for? Put them to use and listen for the yelps of Piglots calling to you. This strategy is important for rescuing Invisi-Piglots.

Dispatch Foes Before You Rescue

Lugging little Piglots to teleporters is always easier after you neutralize all the bad guys in the area. Just remember to work fast because some persistent baddies come back for more!

Look Up! Look Down! Look All Around!

You won't find the biggest treasure troves in plain sight, so don't be afraid to spend a little extra time exploring those seemingly inconspicuous places. You could earn extra lives!



WARRANTY INFORMATION

Natsume Inc. warrants to the original purchaser of this Natsume product that this disc is free from defects in materials and workmanship for a period of ninety (90) days from the date of purchase. This Natsume product is sold "as is" without expressed or implied warranty of any kind, and Natsume is not liable for any losses or damages of any kind resulting from the use of this product. If a defect covered by this warranty occurs during this 90-day warranty period, Natsume will repair or replace the disc, at its option, free of charge. Send product postage paid, along with dated proof of purchase, to the address shown below.

This warranty shall not be applicable and shall be void if the defect in the Natsume product has arisen through abuse, unreasonable use, mistreatment or neglect. **THIS WARRANTY IS IN LIEU OF ALL OTHER WARRANTIES AND NO OTHER REPRESENTATIONS OR CLAIMS OF ANY NATURE SHALL BE BINDING ON OR OBLIGATE NATSUME. ANY IMPLIED WARRANTIES APPLICABLE TO THIS PRODUCT, INCLUDING WARRANTIES OF MERCHANTABILITY AND FITNESS FOR A PARTICULAR PURPOSE, ARE LIMITED TO THE NINETY (90) DAY PERIOD DESCRIBED ABOVE. IN NO EVENT WILL NATSUME BE LIABLE FOR ANY SPECIAL, INCIDENTAL OR CONSEQUENTIAL DAMAGES RESULTING FROM POSSESSION, USE OR MALFUNCTION OF THIS PRODUCT.**

Some states do not allow limitations as to how long an implied warranty lasts and/or exclusions of limitations of incidental or consequential damages, so the above limitations and/or exclusions of liability may not apply to you. This warranty gives you specific rights, and you may also have other rights which vary from state to state.

NATSUME®

Serious Fun®

1818 Gilbreth Road, Suite 229

Burlingame, CA. 94010

Phone : (650) 692-1941

www.natsume.com



NATSUME®

Serious Fun®

www.natsume.com

NATSUME, INC.
1818 GILBRETH ROAD, SUITE 229
BURLINGAME, CA 94010

(650) 692-1941

Natsume and Serious Fun are registered
trademarks of Natsume Inc.
Ruff Trigger is a registered trademark of TIMA S.p.A.
©2006 Natsume Inc. ©2006 TIMA S.p.A.
All Rights Reserved.